

Sandwell Job Vacancy Insight Report

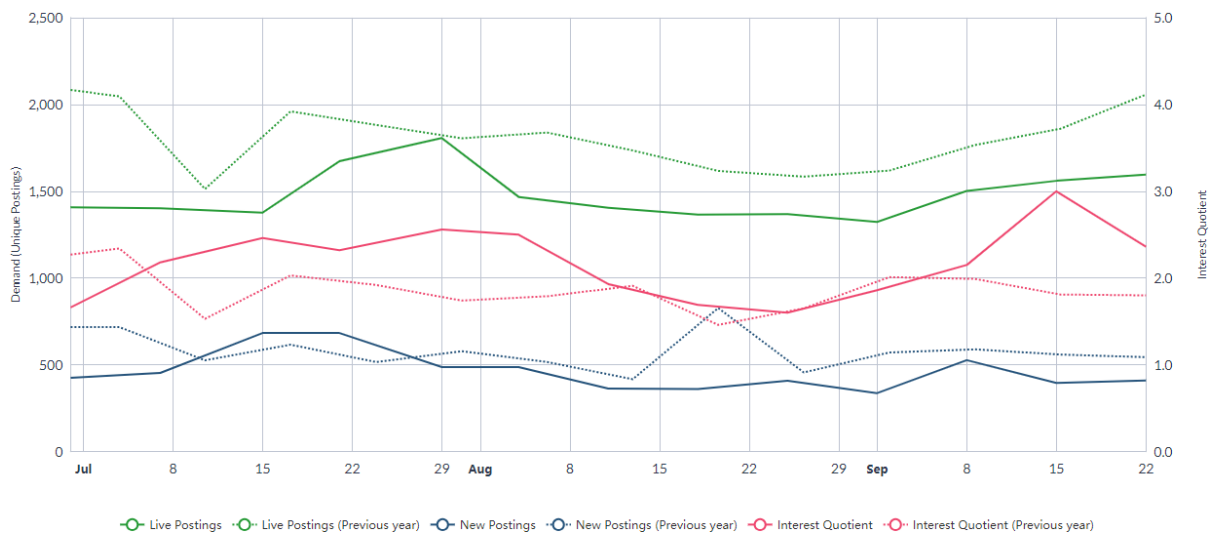
July 2024 to September 2024

Current Job Posting Trends¹

Sandwell Overview

- Between July to September 2024 (inclusive), there were 6,859 unique job adverts for roles recorded in Sandwell. This number of postings is high compared to all local authority districts. Over the past year, this has decreased by 26.7%, compared to a decrease of 28.1% across the UK.
- During this period, there were 5,334 new job postings. This number of postings is high compared to all local authority districts. Over the past year, this has decreased by 26.3%, compared to a decrease of 29.3% across the UK.

Demand and Interest Trend:



- Over this quarter, live postings adverts have increased by 13.8%, whilst new job postings have decreased by 9.5% during this period. This signals the cooling off of the labour market.
- More recently, demand has seemingly picked up again, as live postings have increased 20.6% in the last 30 days of job posting activity, new postings have also increased by 21.7%, showing changing near-term trends.
- By comparing interest quotient and demand, we can identify where there are mismatches in talent/supply and demand. Interest Quotient is ranked at a high of 2.2.

Sandwell Advertised Salary

- The advertised median salary for roles over this period in Sandwell was £31,596 – up by 7.9% from the previous year, but 5.5% less than the overall national median salary of £33,423.

¹ Source: All data derived from the Adzuna Analyst Tool (October 2024)

Salary Trend:



Top Occupations

- The top posted occupations below account for 15.4% of all job postings in this quarter.
- Primary school teachers are the most in demand occupations, receiving the highest number of postings in the area.
- Healthcare support workers are the most in demand vacancies from the employee perspective, receiving the highest interest in terms of clicks and applicants.
- Maintenance engineers have the highest location quotient, and the highest salary.

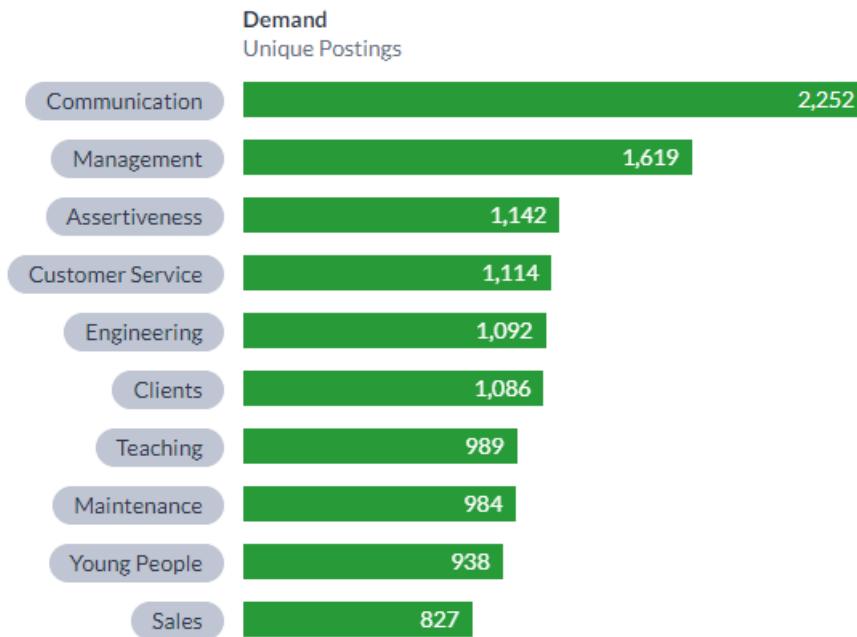
In-Demand Occupations:

Occupation	Median Salary	Unique Postings	Location Quotient	Interest Quotient
Primary School Teacher	£39,063	161	2.28	3.8
Driver	£37,554	160	4.04	28.03
Maintenance Engineer	£42,500	127	4.09	5.11
SEN Assistant	£21,600	113	2.17	4.71
Teaching Assistant	£22,006	93	1.12	5.89
Healthcare Support Worker	£22,822	92	1.6	31.56
Lorry Driver	£30,682	85	1.83	14.93
Manager	£35,187	82	0.72	3.67
Assistant	£24,996	79	1.45	12.18
Shop Manager	£42,000	66	1.94	17.03

Most In-Demand Skills

- Reflecting the most advertised occupations, the biggest skills gaps are around 'communication', 'management' and 'assertiveness'.

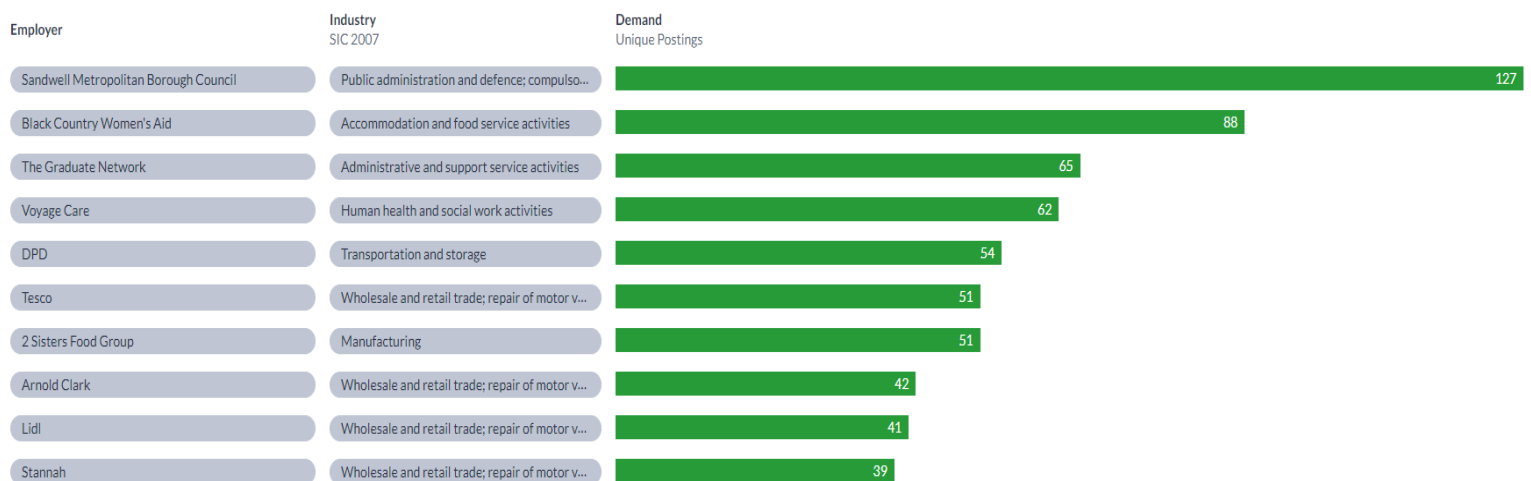
In-Demand Skills:



Who's Hiring

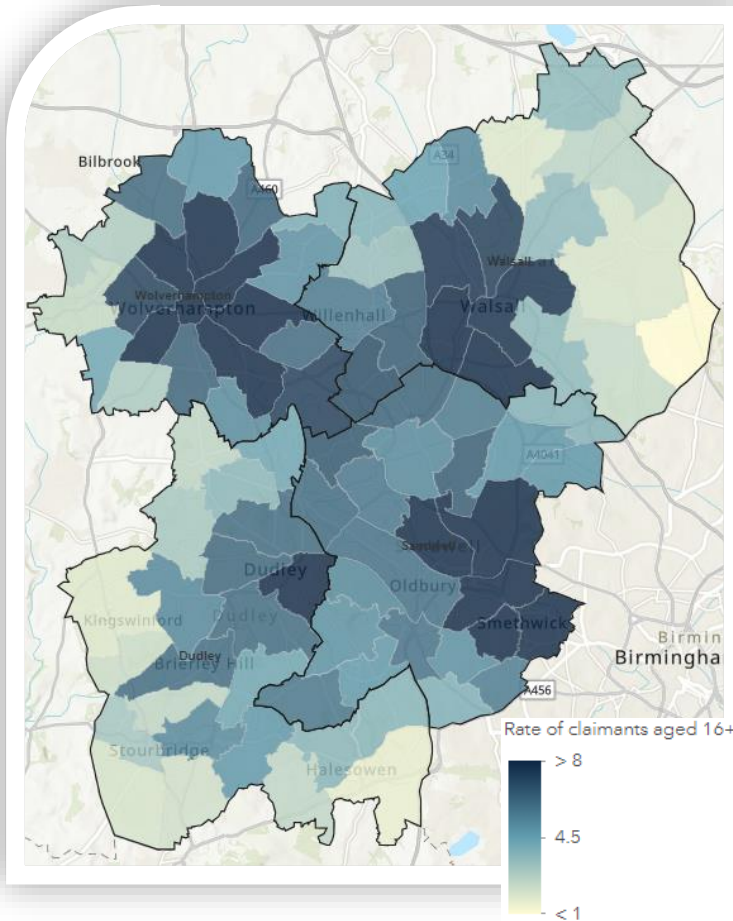
- By volume Sandwell Council have logged the most job postings, but posting for Black Country Women's Aid is also high.

Employers Hiring:



Sandwell Total Claimants²

- Sandwell had 16,270 claimants aged 16 years and over in August 2024, an increase of 430 (+2.7%) claimants from the previous month. Compared to August 2023, claimants in Sandwell increased by 3,050 (+23.1%).



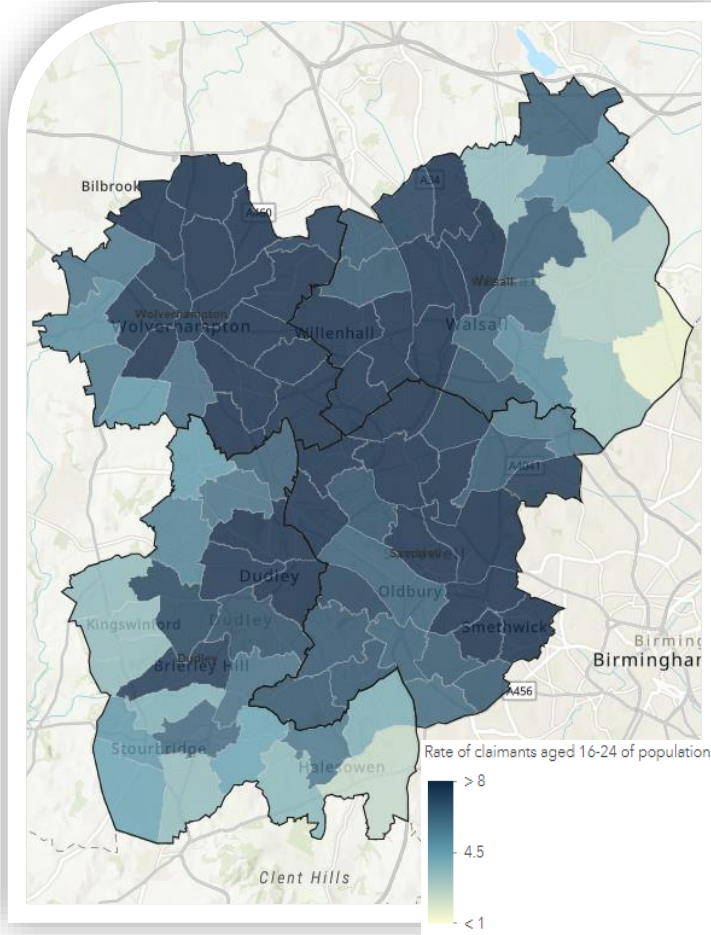
Sandwell Wards	Number	Rate
Abbey	555	5.6%
Blackheath	455	4.7%
Bristnall	485	5.1%
Charlemont with Grove Vale	465	4.7%
Cradley Heath and Old Hill	635	5.8%
Friar Park	555	5.8%
Great Barr with Yew Tree	400	3.9%
Great Bridge	645	6.1%
Greets Green and Lyng	920	8.8%
Hateley Heath	790	6.8%
Langley	645	5.9%
Newton	510	5.1%
Old Warley	415	4.3%
Oldbury	680	5.9%
Princes End	705	6.9%
Rowley	470	5.0%
St Pauls	1,080	9.2%
Smethwick	950	8.3%
Soho and Victoria	1,440	11.4%
Tipton Green	720	6.4%
Tividale	535	5.3%
Wednesbury North	665	6.5%
Wednesbury South	550	5.1%
West Bromwich Central	995	8.8%

- Out of the 24 wards within Sandwell, all 24 were at or above the UK average of 3.3%.
- The wards with the highest number of claimants as a percentage of residents aged 16 years and over were Soho and Victoria at 11.4%, St Pauls at 9.2% and both Greets Green & Lyng and West Bromwich Central at 8.8%.

² Office for National Statistics (ONS) / Department for Work and Pensions (DWP), claimant counts, released September 2024 (please note August figures are provisional).

Sandwell Youth Claimants

- Sandwell had 2,850 youth claimants in August 2024, this is an increase of 140 (+5.2%) youth claimants since July 2024. When compared to August 2023, the number of youth claimants increased by 280 (+10.9%).



Sandwell Wards	Number	Rate
Abbey	90	7.3%
Blackheath	85	7.0%
Bristnall	95	7.3%
Charlemont with Grove Vale	80	6.5%
Cradley Heath and Old Hill	95	6.9%
Friar Park	105	8.6%
Great Barr with Yew Tree	85	6.2%
Great Bridge	110	7.5%
Greets Green and Lyng	160	10.6%
Hateley Heath	145	8.8%
Langley	95	6.6%
Newton	100	8.1%
Old Warley	80	6.7%
Oldbury	105	6.9%
Princes End	145	9.9%
Rowley	80	6.5%
St Pauls	185	8.9%
Smethwick	150	9.1%
Soho and Victoria	220	9.7%
Tipton Green	135	9.2%
Tividale	95	7.4%
Wednesbury North	125	9.5%
Wednesbury South	115	8.9%
West Bromwich Central	165	11.0%

- Challenges remain with youth claimants as all 24 wards in Sandwell were above the UK average of 4.2% in August 2024.
- The wards with the highest number of claimants as a percentage of residents aged 16-24 were West Bromwich Central at 11.0%, Greets Green & Lyng at 10.6% and Princes End at 9.9%.